



NEW SKINCARE TECHNOLOGY

The Role of Stem Cell Released Molecules in Skin Renewal

Presented by Gay Wardle

NeoGenesis Australia Skin Educator



Stem Cell Released Molecules (S²RM[®])

The Healing Benefits of Tissue Specific Stem Cells from the Skin



- Stem cell released molecules (SRM) provide 80% of the healing benefits of stem cell therapy to tissue.
- SRM induces an anti-inflammatory, pro-healing state in the adaptive and innate immune systems.
- SRM provides many of the molecules needed to remodel and build the epidermis and dermis.





Uses of Stem Cell Released Molecules

- Traumatic Wounds, including Burns
- Diabetic Ulcers
- Radiation Dermatitis
- Post Procedure Wounding, Inflammation
- Anti-Ageing
- Acne
- Inflammatory, Immune Conditions

Systems Therapeutics for Physiological Renormalization

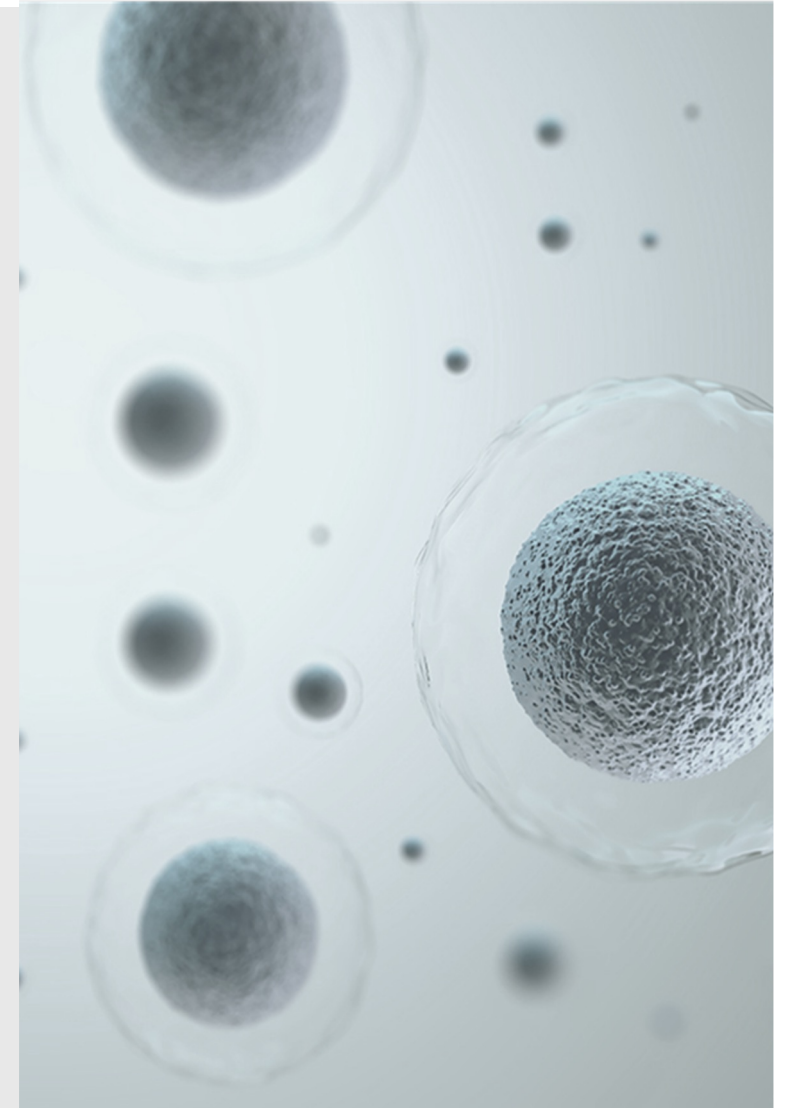
Why S²RM Benefits Many Conditions:

- Systems Therapeutic: Many types of molecules target multiple pathways.
- Physiological Renormalization: Many pathways are returned to a normal physiological state by the multiple molecules.

> [ACS Med Chem Lett.](#) 2014 Mar 6;5(5):453-5. doi: 10.1021/ml5000614. eCollection 2014 May 8.

Systems biology approach to developing "systems therapeutics"

Greg Maguire¹





NeoGenesis Products

Recovery - Highly concentrated S²RM[®] for skin disorders

Skin Serum - S²RM[®] for daily use and anti-ageing benefits

Booster - Concentrated S²RM[®] with added AAs and HA-butyrate

Barrier Renewal Cream - Multiple lipid types to restore barrier

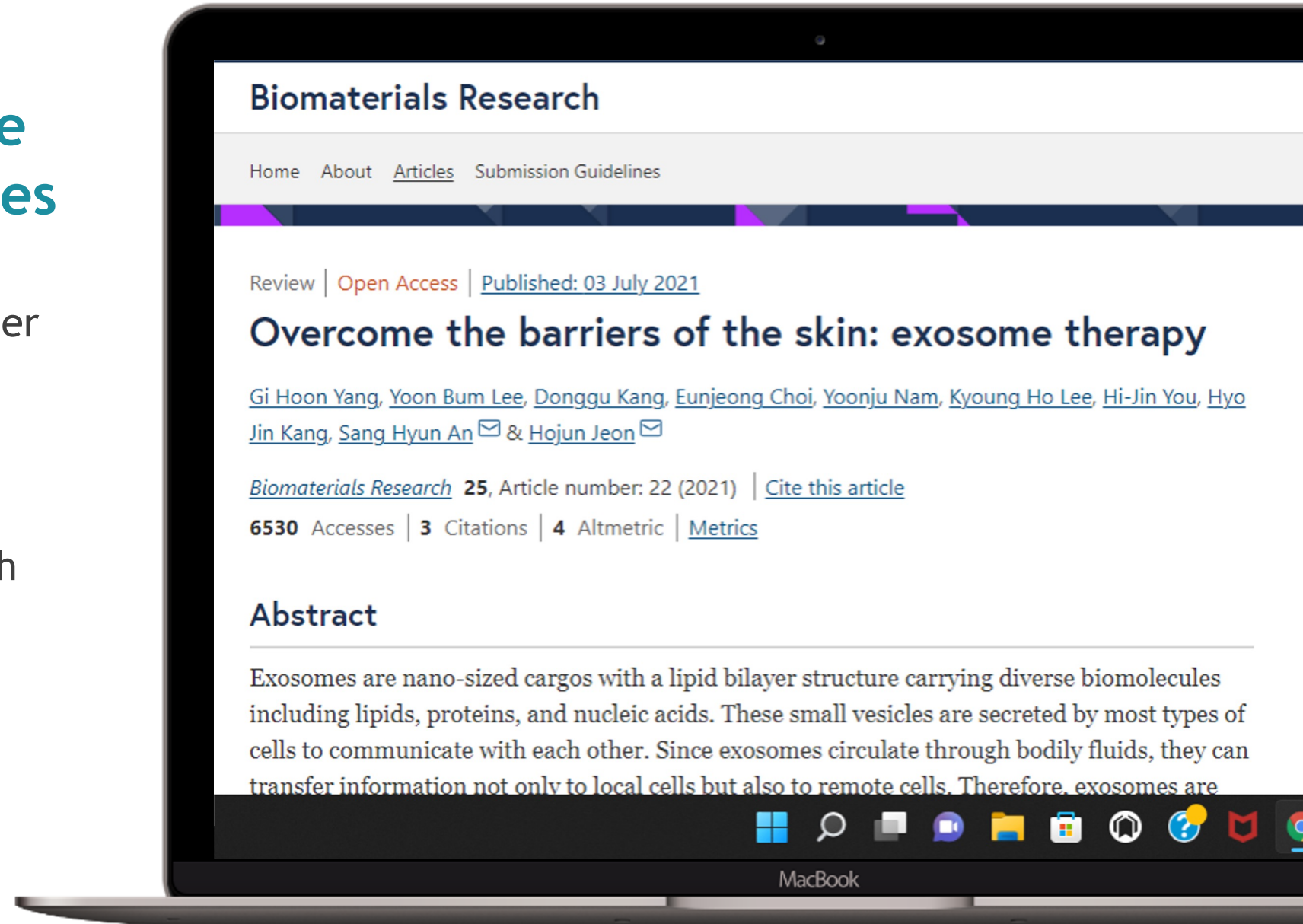
Moisturizing Mist - Vit C and skin moisturizing factors

Eye Serum - Added ingredients for around the eyes to diminish puffiness and dark circles

Multiple Molecule Types in Exosomes

Topical delivery to deeper layers of skin due to exosome delivery and protection.

Including intact skin with uncompromised barrier function.



CURRENT DISCUSSION

Stem Cell Type Matters

The Power of NeoGenesis Tissue Specific Stem Cells

- Effective
- Safe
- No Oncogenic Potential
- Anti-Inflammatory
- Anti-fibrotic

PLOS ONE

OPEN ACCESS PEER-REVIEWED

RESEARCH ARTICLE

Therapeutic Potential of Human Adipose-Derived Stem Cells (ADSCs) from Cancer Patients: A Pilot Study

Marta García-Contreras, César David Vera-Donoso, José Miguel Hernández-Andreu, José Manuel García-Verdugo, Elisa Oltra

Published: November 20, 2014 • <https://doi.org/10.1371/journal.pone.0113288>

Review > Commun Integr Biol. 2021 Sep 10;14(1):186-198. doi: 10.1080/19420889.2021.1965356. eCollection 2021.

Stem cells part of the innate and adaptive immune systems as a therapeutic for Covid-19

Greg Maguire¹

Affiliations + expand

PMID: 34527167 PMID: PMC8437473 DOI: 10.1080/19420889.2021.1965356

Free PMC article

Journal List > Physiol Rep > v.7(9); 2019 May > PMC6497969

Physiological Reports

Open Access

Physiol Rep. 2019 May; 7(9): e14072.

PMCID: PMC6497969

Published online 2019 May 2. doi: [10.14814/phy2.14072](https://doi.org/10.14814/phy2.14072)

PMID: 31050222

Rescue of degenerating neurons and cells by stem cell released molecules: using a physiological renormalization strategy

Greg Maguire^{1,2}, Lee Paler^{1,2}, Linda Green¹, Rosa Mella³, Maria Valcarcel³, and Patricia Villace³

Future Science

JOURNALS BOOKS ABOUT US CONTACT US

FUTURE SCIENCE OA, VOL. 6, NO. 7 | RESEARCH ARTICLE

Open Access

The safety of a therapeutic product composed of a combination of stem cell released molecules from adipose mesenchymal stem cells and fibroblasts

Greg Maguire & Peter Friedman

Case Reports > Integr Med (Encinitas). 2021 Dec;20(6):30-34.

Remediation of Mild, Acute Radiation Dermatitis Using a Stem Cell-Based Topical: A Real-World Case Report

Michael Traub¹, Pamela Vendetti², Steven McGee², Greg Maguire²

Affiliations + expand

PMID: 35250401 PMID: PMC8887231 (available on 2022-12-01)



JOJ Dermatology & Cosmetics

ISSN: 2689-4610



Case Report

Volume 4 Issue 3 - November 2021

DOI: 10.19080/JOJDC.2021.04.555640

JOJ Dermatol & Cosmet

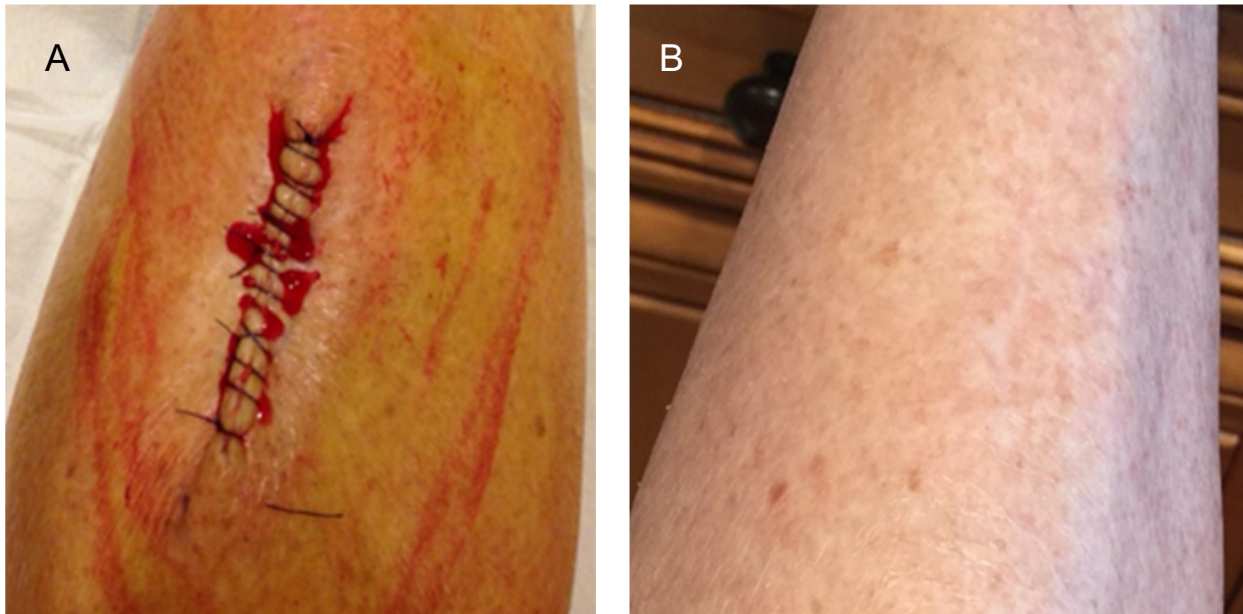
Copyright © All rights are reserved by Greg Maguire

Case Studies in Physiological Renormalization of Skin in Traumatic, Irradiation, Autoimmune, and Aging Conditions using S2RM Stem Cell Released Molecules Enhances Healing and Reduces Pain

Greg Maguire^{1,2*}, Steven McGee¹, Linda Green¹, Holly Brown², GERALYN O'Brien¹, Tracy Lacina⁴, Donna Glazer⁵, Debra McCarthy⁷ and RN Valentin Isacescu⁶

NEOGENESIS

REAL-WORLD DATA ON SAFETY AND EFFICACY



S²RM[®] for Surgical Scalpel Wounds

A. Immediately following scalpel surgery to remove tumor, and

B. One-year post-surgery using S²RM[®] twice daily.

S²RM[®] for Laser Treatments

“

As a clinic director, I wanted to try S²RM[®] on myself first. I received a PRP and a CO2 Laser treatment. I am amazed at what Recovery and Intensive Moisturizer did to reduce my downtime and discomfort post procedure. We will offer these products to all of our patients.”

~ BS

PRP and CO2 Laser after care using Recovery and Intensive Moisturizer 2x Daily for 5 Days



BEFORE

Immediately following treatment

AFTER

5 days post treatment

@NeoGenesisInc



BEFORE

Mother Nature
Compromises

30 DAYS

Stem Cell Released Molecules
(S²RM®) Do Not


@NeoGenesisInc

S²RM® for Laser Burns

S²RM® applied 2x Daily to significantly heal a one-year-old laser burn in 30 Days. S²RM® supplies molecules, including SDF-1, to enable scar-free healing.

S²RM[®] for Microneedling

Recovery used before and after
microneedle treatment.



← BEFORE → ← AFTER →
Immediately following treatment. *20 minutes post treatment.*

@NeoGenesisInc

S²RM[®] for Fibroblast Skin Tightening (Plasma Pen)

“

Using NeoGenesis Recovery serum allows the skin to heal much faster after a Fibroblast procedure.

Because it is important for the skin to dry-heal after Fibroblast,

Recovery is the only product

I allow my clients to use on their skin post procedure.”

~ GG Skin Therapy

NEOGENESIS 



BEFORE 2 WEEKS

@NeoGenesisInc

S²RM[®] for LASER Treatment versus Standard-of-Care



Within subjects comparison of recovery from
laser treatment with:

A. topical standard of care,

B. versus S²RM[®] stem cell released molecules topical care.

S²RM[®] for Prevention of Radiation Dermatitis

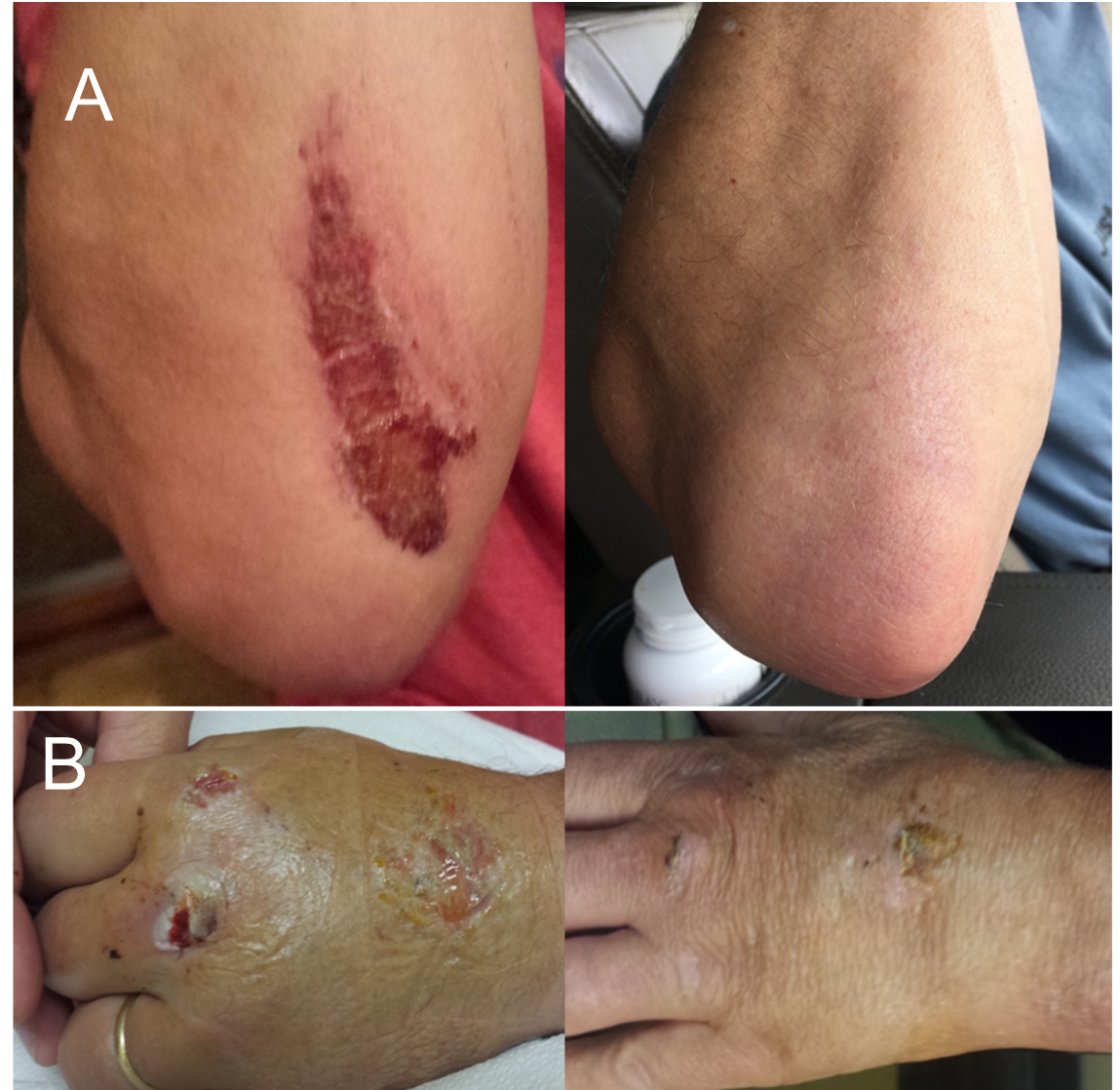
S²RM[®] application during radiation treatment in cancer patients prevent radiation dermatitis and augments scarless healing of scalpel surgery. Patient had bilateral mastectomy; lymph/aux node dissection; thyroidectomy, and then treated with chemo followed by radiation treatment.

From top left to bottom right,
captured at weeks 1,2,3,4,5,13.



S²RM[®] for Traumatic Wound Healing

- A. Before and after (21 days) with S²RM[®]
- B. Before and after (21 days) without S²RM[®]





34 DAYS

@NeoGenesisInc

When the skin has healed from the wound, continue the benefits of S²RM[®] -

S²RM[®] for Ageing Skin

20 Days using Skin Serum - 2x Daily
14 Days using Recovery - 2x Daily

S²RM[®] for Ageing

Recovery and Skin Serum used Daily
for 90 Days



→ 90 DAYS →

@NeoGenesisInc



→ 9 WEEKS →

@NeoGenesisInc

ACNE

**Inflammatory
Conditions
Benefit
fromS²RM[®]**

ROSACEA

Inflammatory Conditions Benefit from S²RM[®]



BEFORE



AFTER FIRST TREATMENT



BEFORE
(Rosacea on left cheek bone)



AFTER
(Rosacea decreased on left cheek bone)

@NeoGenesisInc



THANK YOU



Gay Wardle

CONTACT INFORMATION:

info@neogenesispro.com.au

neogenesispro.com.au

Office: (02) 820 3339

+61 (2) 72554646

UNLOCK THE POWER OF STEM CELL RELEASED MOLECULES